

Knothole News

www.greencountrywoodworkers.org



PRESIDENT'S MESSAGE

Greetings.



The forecast at least give us hope for a good chance for nice “open shop door” weather for our toy build at Earle Smith’s this Thursday. If at all possible join us for this annual event that is a lot of fun as well as very productive. We have a target of at least 100 of the trucks. Come help us meet this goal. Also bring any toys you have already made to add for the December delivery to Toys for Tots. Our thanks to Earle who has put a lot of thought and effort into preparation for it to be a productive evening and to Jim Rouse for meeting the wheels and axles need. Hope to see you Thursday.

Bill Nay, President

THIS MONTH'S MEETING

Thursday, November 11, 2021 @ 6:30 PM

Earle Smith's Shop (see page 7 for a map & directions)

Build Trucks for “Toys for Tots” Program

Every year the Green Country Woodworkers has a tradition to build toys for kids at Christmas. This year our goal is a group-build of 100 wooden trucks, 25 more than in recent years.

All fifteen component pieces of the truck have been premade for the assembly at this Thursday's club meeting. An assembly line of 7 work stations will be set up with glue dispensers, an air nozzle for a pin nailer and a jig (if needed). It will be helpful if you can bring a folding chair or stool, small sanding block with 100 grit paper, a pair of pliers to pull protruding pins and everyday glasses or safety glasses.

If you have a 23-gauge pin nailer, please bring it. We are using ½, ¾ and 1-inch
(continued on the next page)

Officers

President

Bill Nay 918-492-8481

Vice-President

Gregg Zumwalt 918-605-2761

Secretary

Bill Morgan 918-369-6435

Treasurer

Ray Hucek 918-619-2980

Club Committees

Continuing Board Member

Harold Blalock

Luncheon

Bill Morgan 918-369-6435

Membership Management

Vacant

Name Tags

Ray Hucek 918-618-2980

Newsletter

Mike Ruttgen 701-207-0712

Program Coordinator

Vacant

Toys / Show & Tell

Betty Zumwalt 918-249-4663

Toy Wheels & Axles

Jim Rouse 918-636-9286

Webmaster & Photographer

Arthur Barber 918-671-2437

Toy Build Details (continued from page 1)


pens. We have on hand a carton of each size pin but if you have some at home bring them along; they may prove useful if we run short. We do not need any 18-gauge mailers, as we already have what we need.

All members are needed and welcome to attend. It's always fun and rewarding to get together and to help make a kid happy at Christmas. Refreshments will be served.

Content Submitted by Club Members

Here is my latest project, a guitar-shaped cutting board. I found this on Facebook and it inspired me to make one. It was easier than I thought it would be. I like how it turned out.

(Ray Hucek)



Do you have a ball stop hanging from your ceiling? They're great as a stopping aid. But I often bumped into mine when the car was outside.

The improved stop ball has a longer line, the line passes through two screw eyes in the ceiling and attaches to the top of your garage door. When the door is opened, the ball is lowered into "position" to mark where to stop the car. But when the door is closed, the ball retracts up to the ceiling out of the way.


You can make this with a tennis ball, 2 screw eyes and some string. Or you can buy the Genie -Perfect-Stop-Garage-Parking on the internet.

(Mike Ruttgen)

Content Submitted by Club Members (continued)



Christmas toy time.
(Gregg Zumwalt)



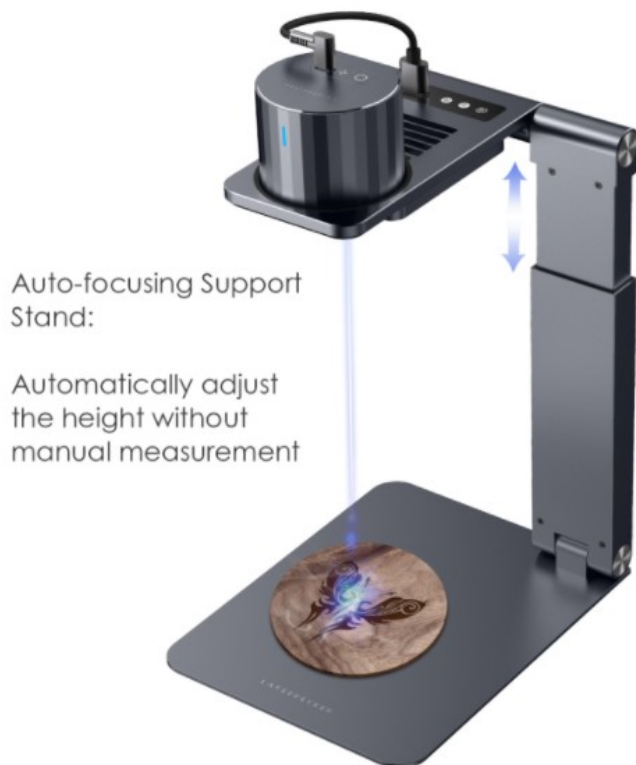
I have a bunch of cars
glued and ready for
wheels and details.
(Gregg Zumwalt)

Content Submitted by Club Members (continued)



Building these in case our Air Force needs them. (Jim Rouse)

"L1 PRO DELUXE" LASER ENGRAVER AT WWW.LASERPECKER.NET (GREGG ZUMWALT)




Auto-focusing Support
Stand:

Automatically adjust
the height without
manual measurement



Photo's From Last Month's Meeting



Photo's From Last Month's Meeting (continued)



Photo's From Last Month's Meeting (continued)

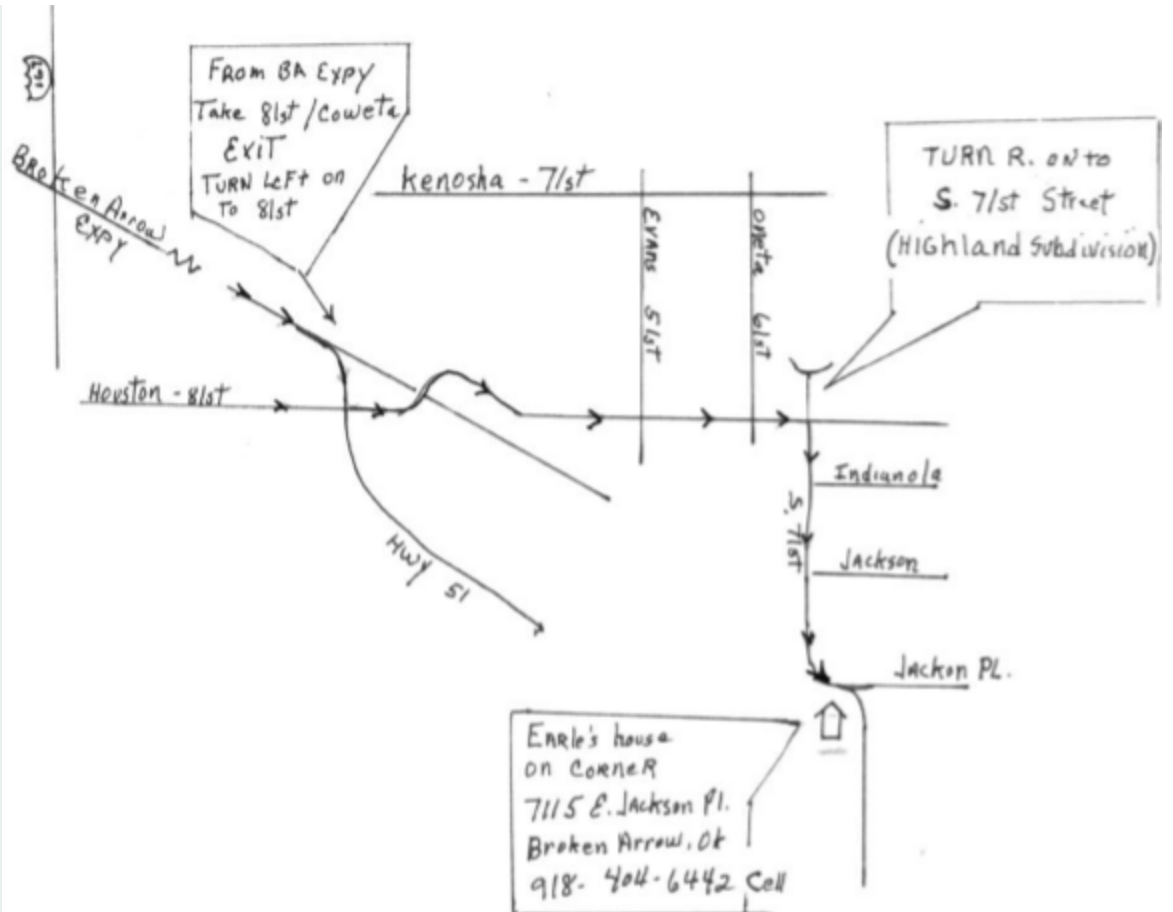


Earle Smith's
Shop

7115 East
Jackson Place

Broken Arrow

918-404-6442



For Sale Items, Bill Nay, 918-492-8481

PC 1/4 sheet finish sander, vacuum hose fitting \$30



DeWalt 15 gal wet or dry vac. Like new \$125



Rigid 1/4 sheet
finish sander,
like new \$35

Makita 3x21
Belt sander,
like new, in
box \$60



Roller outfeed, infeed or side support table, very adjustable and sturdy

About 25" W x 38" H x 52" L extended
25" W x 24" H x 19" L collapsed

9 rollers, 300 lb. weight limit, 4" locking casters

\$150



Mortising chisel attachment for drill press \$10



“Rosewood, East Indian” from www.wood-database.com



Sanded



Sealed

Common Name(s): East Indian Rosewood, Indian Rosewood, sonokeling

Scientific Name: *Dalbergia latifolia*

Distribution: India, Sri Lanka, and Indonesia

Tree Size: 100 ft tall, 2-4 ft trunk diameter

Average Dried Weight: 52 lbs/ft³ (830 kg/m³)

Specific Gravity (Basic, 12% MC): .70, .83

Janka Hardness: 2,440 lbf (10,870 N)

Elastic Modulus: 1,668,000 lbf/in² (11.50 GPa)

Crushing Strength: 8,660 lbf/in² (59.7 MPa)

Shrinkage: Radial: 2.7%, Tangential: 5.9%

Color/Appearance: Heartwood of East Indian Rosewood can vary from a golden brown to a deep purplish brown, with darker brown streaks. The wood darkens with age, usually becoming a deep brown.

Grain/Texture: Has a medium texture and fairly small pores. The grain is usually narrowly interlocked.

Endgrain: Diffuse-porous; medium to large pores in no specific arrangement, very few to few; solitary and radial multiples of 2-3; heartwood deposits (dark brown) occasionally present; narrow rays not visible without lens, normal to fairly close spacing; parenchyma banded, vasicentric, lozenge, winged, and confluent.

Rot Resistance: Rated as very durable and resistant to termite attack.

Workability: East Indian Rosewood can be difficult to work with tools because of its interlocked grain and density. The wood can sometimes contain chalky deposits that will rapidly dull cutting edges. Glues and finishes well, though color from the wood's natural resins can inadvertently bleed onto surrounding surfaces when applying a finish, so care must be taken on the initial seal coats.

Odor: Has a distinct, rose-like scent when being worked; some find its scent less pleasant than other *Dalbergia* rosewoods.

Allergies/Toxicity: Although severe reactions are somewhat uncommon, East Indian Rosewood has been reported as a sensitizer. Usually the most common reaction is skin irritation.

Pricing/Availability: Generally good availability in both board and turning blank form. Expect prices to be high for an imported hardwood.

Sustainability: East Indian Rosewood is listed on CITES appendix II under the genus-wide restriction on all *Dalbergia* species—which also includes finished products made of the wood. It is also listed on the IUCN Red List as vulnerable due to a population reduction of over 20% in the past three generations.

Common Uses: Fine furniture, musical instruments, veneer, turned and other specialty wood objects.

GREEN COUNTRY WOODWORKERS

The Green Country Woodworkers are made up of men and women who are interested in woodworking as a hobby.

.....

The monthly meetings are conducted as educational forums for the benefit of our members and guests. We have idea exchanges, problem solving sessions, safety tips and tool tips plus a main speaker on topics related to woodworking in all its phases.

.....

The club sponsors community service projects such as making Toys for Tots at Christmas and supporting Beads of Courage by turning bowls and making boxes for children undergoing cancer treatment at Children Hospital at Saint Francis. The containers hold the children's beads. The beads represent their treatment progress.

KNOTHOLE NEWS

c/o Mike Ruttgen
rruttgen@att.net
(701) 207-0712, mobile

OBJECTIVES

- To provide the Knothole News, a monthly newsletter
- To promote woodworking and participate in woodworking and craft shows to inform the public of club activities
- To make wooden toys which are donated to selected organizations throughout the year
- Monthly Show & Tell; all items entered in the show and tell will be presented to the membership by the builder

Membership applications are available at each meeting from the club secretary or treasurer. At this time, no membership fee is charged.

MEETINGS

The club meets on the second Thursday of each month at 6:30PM, typically at a designated member's shop. The upcoming location and topic are published in advance in the Knothole News.

We also have a monthly dinner/social on the 4th Thursday of the month at 6:00PM; the location is determined during the regular monthly meeting.

WWW.GREENCOUNTRYWOODWORKERS.ORG

Please be sure to check out our web site for more information about the organization, past Knothole News publications, pictures, resources, etc.

