

Knothole News

www.greencountrywoodworkers.org



PRESIDENT'S MESSAGE

Greetings,



First, be sure and note the meeting location change for this month. It is going to be at my shop instead of at Robert Rothenbacher's as earlier planned. Due to water damage to his hardwood flooring and repairs not completed, his garage workshop is full of household furniture. He will present his program on the box spline jig he made and has been using for the last 20 years. He will host for us in January, by which time he will have (hopefully) reclaimed his shop space.

It was a successful toy build program at Earle Smith's last month, and an added bonus of a really good presentation and discussion on dust collection/protection. This is something we all need to keep in mind in our woodworking environment.

(continued on page 3)

THIS MONTH'S MEETING

Thursday, November 14, 2019 at 6:30PM

We will meet at Bill Nay's shop

(see page 7 for directions and a map)

This month's program will be about a

"Box Spline Jig" by Robert Rothenbacher

Officers

President

Bill Nay 918-492-8481

Vice-President

Gregg Zumwalt 918-605-2761

Secretary

Bill Morgan 918-369-6435

Treasurer

Ray Hucek 918-618-2980

Club Committees

Continuing Board Member

Harold Blalock

Luncheon

Bill Morgan 918-369-6435

Membership Management

Vacant

Name Tags

Ray Hucek 918-618-2980

Newsletter

Mike Ruttgen 620-717-4520

Program Coordinator

Vacant

Toys / Show & Tell

Betty Zumwalt 918-249-4663

Toy Wheels & Axles

Jim Rouse 918-636-9286

Webmaster & Photographer

Arthur Barber 918-671-2437

Minutes from Last Month's Club Meeting by Bill Morgan

The GCWW club met on 10/10/19 at Earle Smith's shop. In attendance were Bill Nay, Gregg Zumwalt, Earle Smith, Arthur Barber, Mike Ruttgen, Jim Rouse, Vinton Knarr, Harold Blalock, Robert Rothenbucher and Bill Morgan. The main focus of the meeting was to evaluate how we're doing on this year's toy build and to finish up any in-process toys that needed final assembly and wheel mounting. Thanks to some organization by Earle and Bill Nay, the group was able to assemble 40 or so additional toys in about an hour. While we don't have a final count, it looks like we'll have a few hundred toys to present to Toys for Tots at this year's Christmas meeting. Several people brought in samples of the toys for this year and it looks like the recipients will have a variety to choose from.

Robert Rothenbucher also brought in a "show and tell" toy - - a nicely crafted truck complete with a load of building logs.

When the toy building session was complete, Bill Nay called the meeting to order and led the group in a discussion of several items of club business. Meeting host locations were agreed on through July of next year.:

- January - Bill Nay's shop.
- February - Earle Smith's shop.
- March - Bill Morgan's shop.
- April - Harold Blalock's shop.
- May - Jim Rouse's shop.
- June - Gregg Zumwalt's shop.
- July - Robert Rothenbucher's

While the host for the meetings usually prepares a program for the meeting held at his shop, anyone who struggles with doing that can get help from the rest of the membership.

Mike Ruttgen has found a source for reasonably priced t-track. When purchased in boxes of 12 pieces, four foot lengths of t-track can be purchase for less that \$10 each. Mike will order a box and make what he doesn't need available at cost to the membership. (see page 7 for more information)

Robert Rothenbucher is the current president of the German American Society and had a number of free Oktoberfest tickets which he shared with several interested attendees.

Earle Smith with some help from Gregg Zumwalt presented an overview of dust collection devices and dust masks. While all States have air quality standards for the woodworking industry, California is a leader in developing tighter standards and is a good source for the latest guidelines. Earle reviewed the various types of dust collectors available and their relative effectiveness. Even a standard shop vacuum can be fitted with drywall filters (or even HEPA filters) which greatly improves their effectiveness. They discussed the filtration ratings of dust collector bags and filters and presented some data on vacuum losses. that occur in different types and configurations of ductwork. A wide range of dust masks are available ranging from simple paper masks up to the ones that provide filtered air at a slight positive pressure to the mask. Earle and Gregg discussed their relative effectiveness and cost Air cleaner units are fairly common in home shops and do collect dust from the air and keep the shop cleaner by reducing the wood dust "fall out". Gregg has built a downdraft table that is very effective at collecting dust from anything that can be sanded or carved within the confines of the table. Rockler has published plans for the table and Gregg distributed copies to the group. (see plan on page 6)

Earle supplied water, coffee, healthy snack bars as well as a forum for sharing a lot of woodworking experience.

President's Message (continued from page 1)

I continue to be impressed with the depth and breadth of woodworking skills and knowledge of this group, and most importantly, your willingness to share that with others. And most impressive of all for me was the response that filled up the 2020 schedule for our meetings, way to go guys.

Hope to see you on the 14th.

Bill Nay, President

Hosts for Upcoming Meetings

December	The Silver Skillet
January	Robert Rothenbucher
February	Earle Smith
March	Bill Morgan
April	Harold Blalock
May	Jim Rouse
June	Gregg Zumwalt
July	Robert Rothenbucher

Open Positions

- Program Coordinator
- Membership Management

Photos from Last Month's Meeting



GVS Elipse P100 dust mask. Wide field of vision. Can be worn with eye ware, helmets & hearing protection.



Earle mounted his Grizzly hanging air filter unit on a rolling base so that he can easily relocate the unit near the dust source.

Follow-up information from Earle, filter source:



wynnenv.com sells canister filters to replace or upgrade single stage dust collectors; they also carry ambient filters used in overhead (hung from the ceiling) air filters for jet, Delta, JDS and Powematic.

I up graded my Delta 50-760 bag filter with a Wynn 35A274BOL canister 7 years ago. I have had no problems with the filter and it's as efficient today as it was when I purchased it. The outside of the filter always remains clean with no dust leakage around its base.

Photos from Last Month's Meeting (continued)



Photos from Last Month's Meeting (continued)

Toys
completed
by club
members

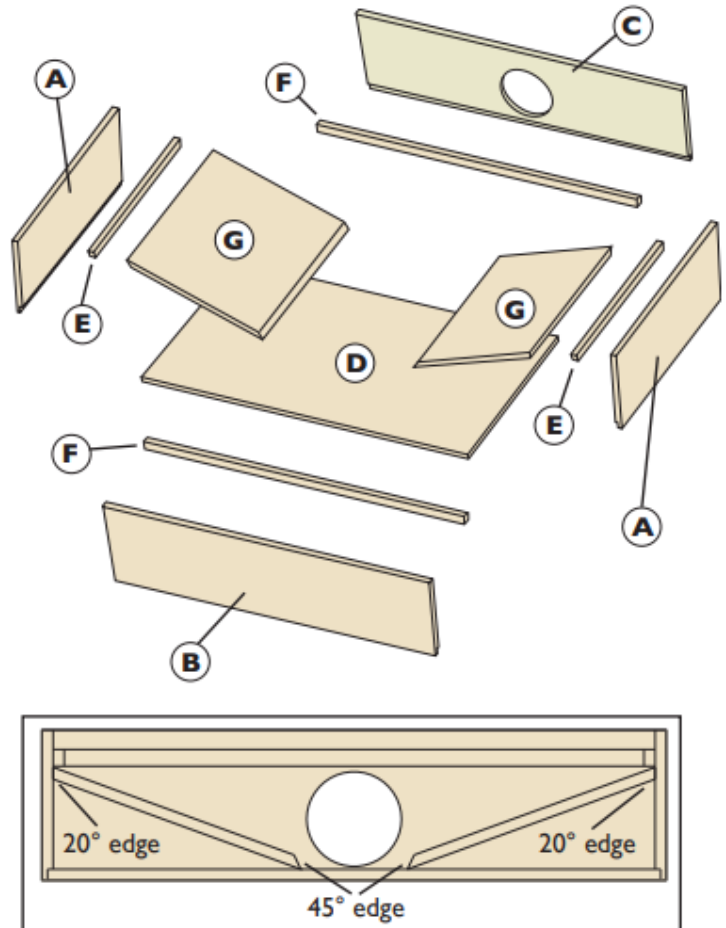



Show and Tell

Crafted by Robert Rothenbucher



Downdraft Table Plan



MATERIALS LIST

	Quantity
A - Side 6 ³ / ₄ " x 17 ¹ / ₂ " x 1/2"	2
B - Front 6 ³ / ₄ " x 27" x 1/2"	1
C - Back 6 ³ / ₄ " x 27" x 1/2"	1
D - Bottom 17" x 27 ¹ / ₂ " x 1/2"	1
E - Side Cleat 3/4" x 15 ¹ / ₂ " x 1/2"	2
F - Front and Back Cleat 3/4" x 27" x 1/2"	2
G - Ramps 12" x 16 ¹ / ₂ " x 1/2"	2
Downdraft Table Panels (25077)	2 sets
Dust Right Combo Port (28666)	1

Instructions:

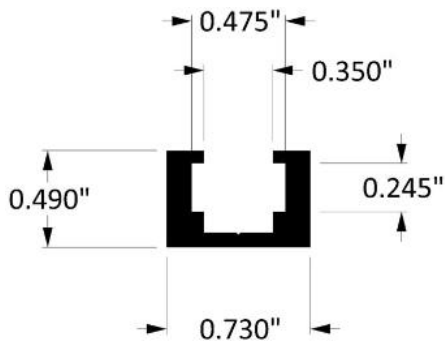
The box pictured above is made of raw MDF to save on cost, but feel free to use whatever material fits your taste. Building the box is fairly simple. It uses mostly butt joints fastened with glue and either screws or nails.

1. Cut each lettered piece to size.
2. Cut a 1/4" deep x 1/2" high rabbet on the bottom edge of parts A, B & C.
3. Use a jigsaw to cut a 4" diameter hole in part C. The hole should be 13¹/₂" (on center) from the side edge and 4" (on center) from the top edge.
4. Use glue and either screws or nails to assemble and fasten the main box (parts A, B, & C).
5. Attach the box's bottom (part D).
6. Attach all four cleats (parts E & F) 7/8" down from the top edge of the box using glue and nails. The downdraft panels will rest here.
7. Cut the long edges of the ramps (G) to 45° and 20°. **Fig. 1.**
8. Attach the ramps with the 20° edge directly under the side cleats and the 45° edge towards the center of the box bottom. **Fig. 1.**
9. Attach the combo port.
10. Use your desired finish to complete the project.

Fig. 1 - Cross-section

T-Track Has Arrived

Mike Ruttgen will bring 12, 4' strips of T-Track that he purchased from Orange Aluminum. Each piece is \$9.00 (no checks please).



Specialty "T" Track allows you to slide in 1/4"-20 hex head bolts to mount, position, and hang clamps and fixtures. To Reposition Clamps and Fixtures, Loosen the Bolt and Slide to New Position. Ideal for Positioning Jigs, Stops, and Hold-Downs on Table Saws.

- Available in 18", 24", 36", 48" and 96" Cut Lengths
- Clear Anodized Finish, Per MIL-A-8625F
- 6063 Ultra-Corrosive Resistant Architectural Grade Alloy, T5 Temper
- Punched Holes 3" on Center for #8 Pan Head Screws

FOR SALE

\$150

About 25"W x 38"H x 52"L extended,
25"W x 24"H x 19"L collapsed

9 rollers, 300 lb weight limit, 4" locking casters
Use for infeed, outfeed or side support



Telephone (918) 492-8481

Directions to Bill Nay's Shop

11145 S 82nd E Place, Unit L

Tulsa, Oklahoma

918-492-8481



Enter Bill's (unit L) on the back side of this multi-unit building

Park next to the fence so you do not block the entrances to other units

GREEN COUNTRY WOOD- WORKERS

The Green Country Woodworkers are made up of men and women who are interested in woodworking as a hobby.

.....

The monthly meetings are conducted as educational forums for the benefit of our members and guests. We have idea exchanges, problem solving sessions, safety tips and tool tips plus a main speaker on topics related to woodworking in all its phases.

.....

The club sponsors community service projects such as making Toys for Tots at Christmas and supporting Beads of Courage by turning bowls and making boxes for children undergoing cancer treatment at Children Hospital at Saint Francis. The containers hold the children's beads. The beads represent their treatment progress.

KNOTHOLE NEWS

c/o Mike Ruttgen
rruttgen@att.net
(620) 717-4520, landline

OBJECTIVES

- To provide the Knothole News, a monthly newsletter
- To promote woodworking and participate in woodworking and craft shows to inform the public of club activities
- To make wooden toys which are donated to selected organizations throughout the year
- Monthly Show & Tell; all items entered in the show and tell will be presented to the membership by the builder

Membership applications are available at each meeting from the club secretary or treasurer. At this time, no membership fee is charged.

MEETINGS

The club meets on the second Thursday of each month at 6:30PM, typically at a designated member's shop. The upcoming location and topic are published in advance in the Knothole News.

We also have a monthly dinner/social on the 4th Thursday of the month at 6:00PM; the location is determined during the regular monthly meeting.

WWW.GREENCOUNTRYWOODWORKERS.ORG

Please be sure to check out our new web site for more information about the organization, past Knothole News publications, pictures, resources, etc.

