

# Knothole News

[www.greencountrywoodworkers.org](http://www.greencountrywoodworkers.org)



## PRESIDENT'S MESSAGE



Greetings,

Time to meet again and it is going to be great to do so. Thanks to Harold Blalock for hosting last month. It was a treat to see his new shop space, what a great example of re-purposing materials and I know he is anxious to get it in shape. Hopefully we can go back again and see his progress.

Sorry to have missed dinner the 4th Thursday, understand there were about 15 loyal and hungry folks who enjoyed their time at the Rib Crib.

This month's meeting is at Earle Smith's and is to be the Club Toy Build. Please see the attached piece from Earle and also, please bring a model of any finished toys for Show and Tell, along with anything else you want to share.

(continued on page 3)

## THIS MONTH'S MEETING

Thursday, October 10, 2019 at 6:30PM

We will meet at Earle Smith's shop

(see page 7 for directions and a map)

This month's objective is

"Final Assembly of Toys for the December Donation"

### Officers

**President**

Bill Nay 918-492-8481

**Vice-President**

Gregg Zumwalt 918-605-2761

**Secretary**

Bill Morgan 918-369-6435

**Treasurer**

Ray Hucek 918-618-2980

### Club Committees

**Continuing Board Member**

Harold Blalock

**Luncheon**

Bill Morgan 918-369-6435

**Membership Management**

Vacant

**Name Tags**

Ray Hucek 918-618-2980

**Newsletter**

Mike Ruttgen 620-717-4520

**Program Coordinator**

Vacant

**Toys / Show & Tell**

Betty Zumwalt 918-249-4663

**Toy Wheels & Axles**

Jim Rouse 918-636-9286

**Webmaster & Photographer**

Arthur Barber 918-671-2437

## Minutes from Last Month's Club Meeting by Bill Morgan

The GCWW club met on 9/12/19 at Harold Blalock's new shop. In attendance were Bill Nay, Gregg Zumwalt, Ray Hucek, Arthur Barber, Mike Ruttgen, Earle Smith, Jim Rouse, Robert Rothenbacher, Ed Sherman, Shaun Garbry, Bud Garbee, Harold Blalock and Bill Morgan. Bill Nay called the meeting to order and led the group through a discussion of a few items of club business.

Gregg Zumwalt had obtained a pair of innovative bench top clamps that he offered up as a raffle prize for the evening. Tickets sold for \$1 each and the club raised a total of \$28. Bill Morgan was the lucky winning ticket purchaser.

Jim Rouse brought in wheels and axles for everyone who signed up for this year's toy build. Jim discussed the jigs he uses to build toys and shared a few tips on improving accuracy and saving time when building a quantity of any particular design.

Bill Nay brought in a large quantity of nylon washers which he distributed to everyone who signed up for the toy build. He also showed several variations of the SUV model - including one that sported "chrome" hubcaps. Bill demonstrated the jigs he developed for drilling the axle and headlight holes and for modifying the 11/2" wheels. He also has a jig which assists in the assembly process.

Earle Smith joins and planes all his material and uses an assortment of jigs - - and his finished toys reflect that. He has developed a jig for safely cutting the slots in the ends of the bases. Earle offered to assist anyone needing help in preparing their raw material or who would like to use the jigs he's developed. Just give Earle a call to arrange a mutually convenient time. The next meeting will be at Earle's shop and anyone who doesn't have a drill press are welcome to use his at that time.

From personal experience, if your material prep and set ups are not as precise as they need to be, the assembled toy may have one wheel that doesn't touch the ground. A relatively simple method of salvaging the toy is to drill oversize axle holes and then use a 1/4" dowels as one piece axles (rather than the axle pins). This allows any variation to be compensated for by the "slop" in the axle fit, and also gives the toy an "off road" capability.

Gregg Zumwalt brought in a can of the "original" PB Blaster which is readily available at auto supply stores. When used as a lubricant for sharpening tools it avoids both the build up of metal on the stone and the problem of rust (when using water as a lubricant) which can damage diamond stones.

Shaun Garbry brought in a cutting board that had begun to separate along the glue lines and solicited suggestions on how to repair it. Several people had experienced similar problems and offered advice ranging from injecting glue into the crack lines with a hypodermic needle to ripping the board at the crack lines and then re-gluing the (slightly smaller) pieces.

Gregg Zumwalt reported that Stan Townsend recently underwent major surgery and is recovering at home. Bill Morgan will send a get well card on behalf of the club.

Harold Blalock has just recently completed the separate shop building that he built in his backyard. The shop is 14" by 16" and has an extended porch so that any given project can "spill over" into the outdoors in good weather. He has a large overhead door as well as a regular man door that opens onto the porch. Since Harold is in the overhead door business, he has access to some of the older doors that his installations replace. He's done some innovative design work and the back and side walls of his shop are made from insulated garage doors.

Harold has a Shop Smith machine that is the central feature of his shop and he's arranged everything else around that. The garage door construction limits what can be supported from the walls and Harold is still considering his options for storing his hand tools.

Harold supplied not only an assortment of snacks and drinks, but also had a stack of cedar cutoffs that he offered to anyone who could use them. While the weather held off for the meeting and most of the shop tour, a thunderstorm (complete with a little hail) abbreviated the after meeting discussions and left Harold with a bit of a wet clean up job.



## President's Message (continued from page 1)

Speaking of meetings, we are covered until the end of the year with November at Robert Rothenbucher's and December our Holiday Dinner & toy delivery to Toys for Tots, but we need hosts for the January, February and March meetings. Based on how fast time seems to fly, it isn't too early to get things lined up.

See you all the 10th.

Bill Nay, President

### Reminders

#### Upcoming Meeting Locations

November	Robert Rothenbucher's
December	The Silver Skillet
January	Not determined

#### Open Positions

- Program Coordinator
- Membership Management

## Show and Tell



Two very nice "Beads of Courage" boxes sent in by Vinton Knarr



The feel and beauty of finely crafted wood...the refreshing smell of your workshop...the absorbing joy of cutting and joining that makes the hours race by... These are the reasons you love woodworking. ~Jack Neff, *Make Your Woodworking Pay for Itself*, 1996



## Photos from Last Month's Meeting



Bill Nay showed us some of his toy car jigs...one for assembly and another for drilling holes for axles.



I'm sure you have experienced rust issues in the shop over the years. Gregg Zumwalt brought a can of this to the last meeting. He has used the product for years and never had any rust issues since; it also works very well on hand tools such as hand saws and planes. It is also available in a non-aerosol pump sprayer.

According to the CRC website, you can pick this up at Ace Hardware, True Value, Home Depot, Dollar General and Wal-Mart.



## Photos from Last Month's Meeting (continued)

Harold  
Blalock's  
new shop



Harold  
discussing  
the build  
with  
others





## Upcoming Toy Build

This Thursday's club meeting will be dedicated to help with the final assembly of the toy trucks (or other versions of toys) to be donated to the Toys for Tots in December. We will not be making the toy from scratch, but helping the club members complete the assembly and apply any needed "finishing touches". For example, axle holes may need to be drilled, wheels yet to be mounted to the car or truck chassis, glue on button headlights, sanding, softening edges, pin nailing, etc. Bring your unfinished toys to the meeting and we will make a team effort to get them ready for donation.

To get the work done, several work stations will be available. This will include:

- A drill press to drill holes for the axle pegs;
- A hand sanding location next to a portable dust collector;
- Pin nailer with 23 and 18 gauge nails;
- Wheel and headlight glue station;
- Disc, belt and oscillating spindle sander available for limited rounding of corners;
- Router table setup with 1/8 inch round over bit to soften edges.

We always need your help. Even if you already completed your toys or want to provide a helping hand, you are certainly invited to the meeting. Items that maybe helpful to bring would be a small glue dispenser, sanding block with paper, small hammer and a chair. Provided will be glue, drill bits, tools listed above, air compressor, nailers, drop cords, wheels, washers, head light buttons and the like.

If we finish early, shop dust collection will be the topic.

Come and enjoy the company and contribute to a worthwhile cause.

### *Toys ready for final assembly*



## Raffle

Bill Morgan had the winning ticket!



## Estate Sale with Tools

7417 S Fulton Ave

October 17-19

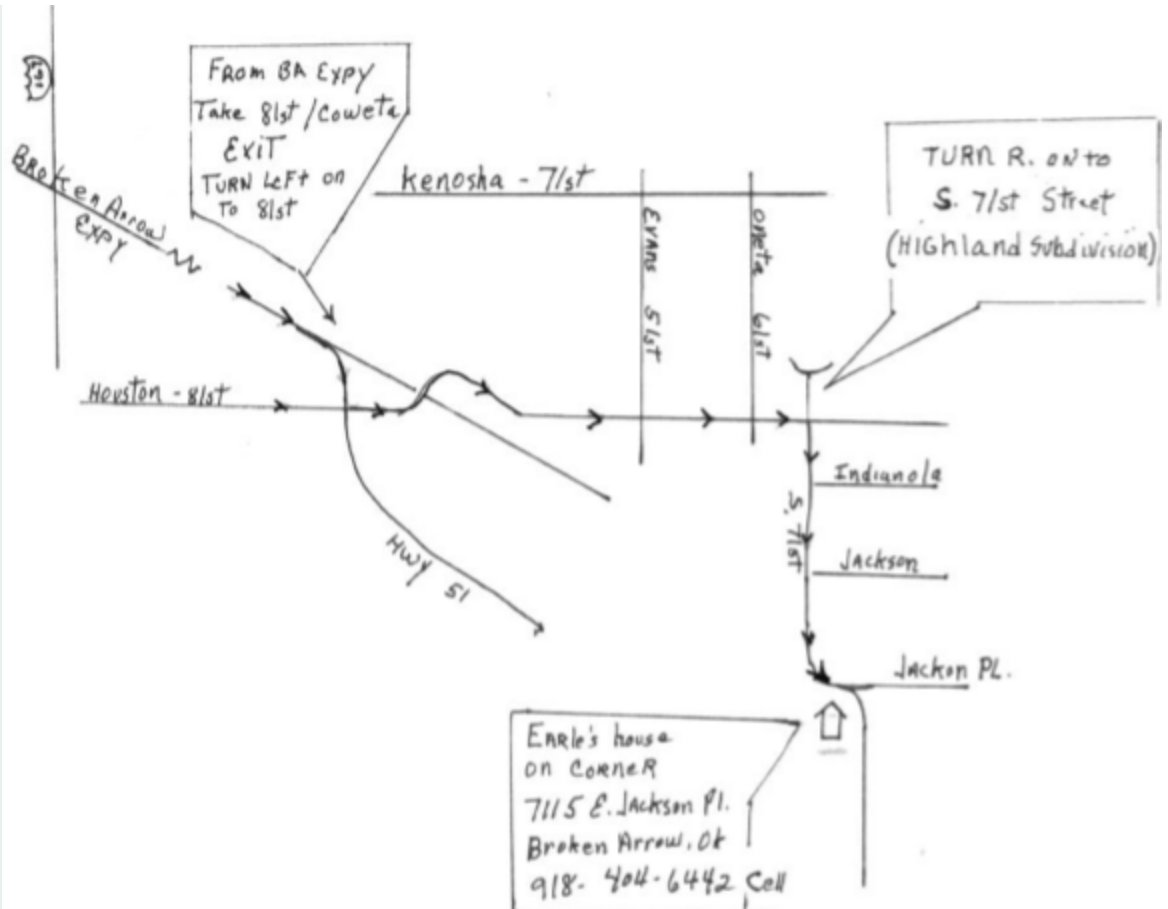
## For Sale

If you have a tool, wood or other items you would like to sell or offer up to the members, please send a picture and short write-up to Mike Rutgen (email on back page).

Directions to  
Earle Smith's  
Shop

7115 E Jackson  
Place

Broken Arrow,  
OK



## GREEN COUNTRY WOOD- WORKERS

The Green Country Woodworkers are made up of men and women who are interested in woodworking as a hobby.

.....

The monthly meetings are conducted as educational forums for the benefit of our members and guests. We have idea exchanges, problem solving sessions, safety tips and tool tips plus a main speaker on topics related to woodworking in all its phases.

.....

The club sponsors community service projects such as making Toys for Tots at Christmas and supporting Beads of Courage by turning bowls and making boxes for children undergoing cancer treatment at Children Hospital at Saint Francis. The containers hold the children's beads. The beads represent their treatment progress.

## KNOTHOLE NEWS

c/o Mike Ruttgen  
rruttgen@att.net  
(620) 717-4520, landline

## OBJECTIVES

- To provide the Knothole News, a monthly newsletter
- To promote woodworking and participate in woodworking and craft shows to inform the public of club activities
- To make wooden toys which are donated to selected organizations throughout the year
- Monthly Show & Tell; all items entered in the show and tell will be presented to the membership by the builder

Membership applications are available at each meeting from the club secretary or treasurer. At this time, no membership fee is charged.

## MEETINGS

The club meets on the second Thursday of each month at 6:30PM, typically at a designated member's shop. The upcoming location and topic are published in advance in the Knothole News.

We also have a monthly dinner/social on the 4th Thursday of the month at 6:00PM; the location is determined during the regular monthly meeting.

## WWW.GREENCOUNTRYWOODWORKERS.ORG

Please be sure to check out our new web site for more information about the organization, past Knothole News publications, pictures, resources, etc.

